


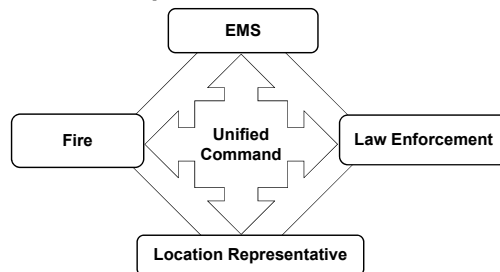
Concept 1: Whole Community



NFPA.ORG | © National Fire Protection Association. All rights reserved.

7

Concept 2: Unified Command



NFPA.ORG | © National Fire Protection Association. All rights reserved.

8

Concept 3: Integrated Response

Law Enforcement

- Knowledge and competencies
- Federal requirements
- Threats

How do you achieve an integrated response?

Fire/EMS Competencies

Shared knowledge



Competencies

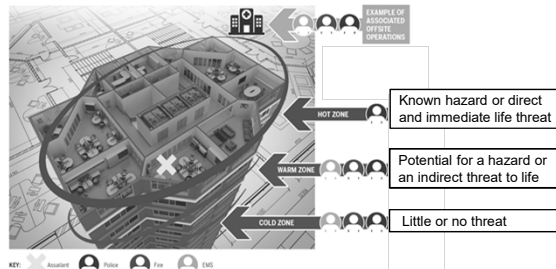
- Competencies (shooter, vehicle, IED, fire)



NFPA.ORG | © National Fire Protection Association. All rights reserved.

9

Incident Response Zones



NFPA.ORG | © National Fire Protection Association. All rights reserved.

10

Why Integrated Response Matters



NFPA.ORG | © National Fire Protection Association. All rights reserved.

11

Personal Protective Equipment Requirements

Law Enforcement (All Zones)

- Ballistic vest
- Identifiable garment
- Means of communication

Fire/EMS (Warm and Hot Zones)

- Ballistic vest
- Identifiable garment
- Means of communication



NFPA.ORG | © National Fire Protection Association. All rights reserved.

12

Concept 4: Planned Recovery



NFPA.ORG | © National Fire Protection Association. All rights reserved.

13

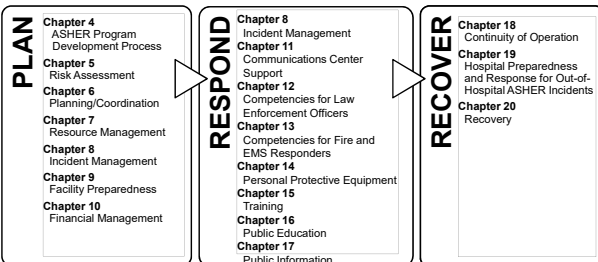
Planning for Recovery



NFPA.ORG | © National Fire Protection Association. All rights reserved.

14


NFPA 3000™ (PS) Roadmap



NFPA.ORG | © National Fire Protection Association. All rights reserved.

15

Risk Assessment



NFPA.ORG | © National Fire Protection Association. All rights reserved.

16

Risk Assessment



NFPA.ORG | © National Fire Protection Association. All rights reserved.

17


ASHER Program



NFPA.ORG | © National Fire Protection Association. All rights reserved.

18

Facility Readiness




Identify facility characteristics

Create an emergency action plan

NFPA.ORG | © National Fire Protection Association. All rights reserved.

18

Door Security and Safety



Chapter 9 Facility Preparedness


Evacuation Relocation Secure-in-place

Comply with requirements of NFPA 101

NFPA.ORG | © National Fire Protection Association. All rights reserved.

20

Communications Center Support



Interoperability

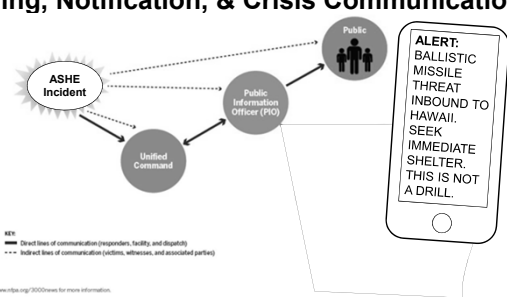
Coordination

Relationships

NFPA.ORG | © National Fire Protection Association. All rights reserved.

21

Warning, Notification, & Crisis Communications



ASHE Incident

Unified Command

Public Information Officer (PIO)

Public

ALERT: BALLISTIC MISSILE THREAT INBOUND TO HAWAII. SEEK IMMEDIATE SHELTER. THIS IS NOT A DRILL.

KEY
 — Direct lines of communication (responders, facility, and dispatch)
 --- Indirect lines of communication (systems, witnesses, and associated parties)

Visit www.nfpa.org/3000news for more information.

NFPA.ORG | © National Fire Protection Association. All rights reserved.

22


Receiving Hospitals

Communications

Victim Identification

Facility Security

Recovery Integration




NFPA.ORG | © National Fire Protection Association. All rights reserved.

23

Phases of Recovery

Immediate Recovery

Continued Recovery




LCC K-9 Crisis Response Deployments

OneOrlando Fund

NFPA.ORG | © National Fire Protection Association. All rights reserved.

24

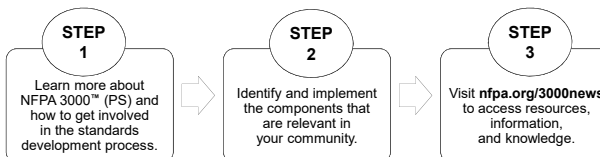
Phases of Recovery



NFPA.ORG | © National Fire Protection Association. All rights reserved.

25

Call to Action: Plan, Prepare & Implement



NFPA.ORG | © National Fire Protection Association. All rights reserved.

26



STORY DRIVEN | REAL LIFE CASE STUDIES | EXPERT INSIGHTS | VALUABLE TOOLS



NFPA.ORG | © National Fire Protection Association. All rights reserved.

27

Thank you. Questions?

Visit nfpa.org/3000news to learn more.

28