

Default Report

Big Ten Public Transportation Survey

June 18, 2020 10:44 AM MDT

Q1 - Which university are you completing this survey on behalf of?

Which university are you completing this survey on behalf of?

University of Nebraska

University of Minnesota

The Ohio State University

Purdue

Michigan State University

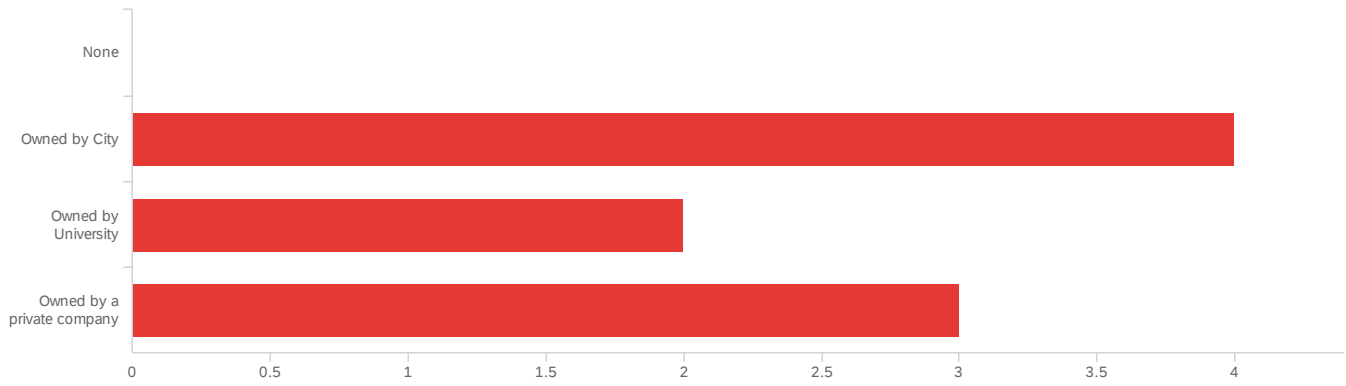
Penn State

Rutgers University

University of Wisconsin-Madison

The Ohio State University

Q3 - What kind of public transportation do you have on campus?



#	Field	Minimum	Maximum	Mean	Std Deviation	Variance	Count
1	What kind of public transportation do you have on campus?	2.00	4.00	2.89	0.87	0.77	9

#	Field	Choice Count
1	None	0.00% 0
2	Owned by City	44.44% 4
3	Owned by University	22.22% 2
4	Owned by a private company	33.33% 3

9

Showing rows 1 - 5 of 5

Q4 - Historic usage in a semester (approximate rider count)

Historic usage in a semester (approximate rider count)

262K

1,442,224

28,000 per day

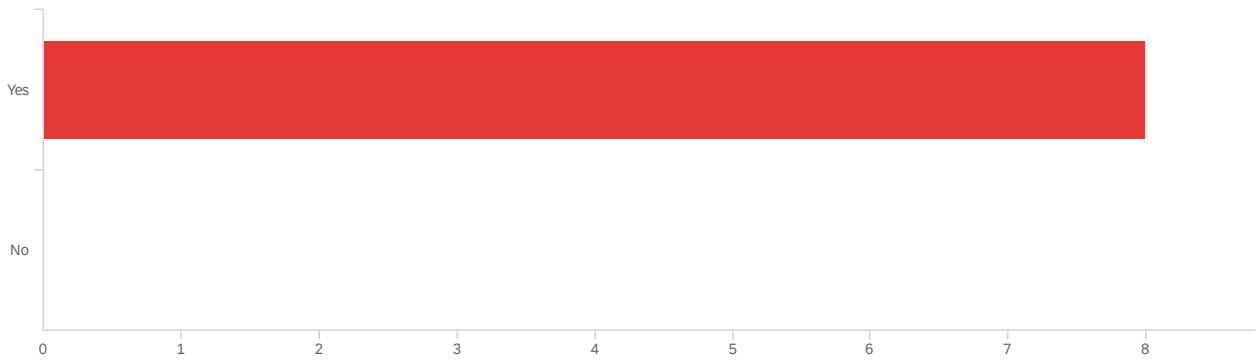
800,000 rides/semester

50,000 - 60,000 rides per day

7.3M Annually

For the New Brunswick flagship campus: For all 16 routes, weekday and weekend we have a total ridership of 1,148,124. The data is from Oct 2019.

Q5 - Will you continue to provide public transportation services this fall?



#	Field	Minimum	Maximum	Mean	Std Deviation	Variance	Count
1	Will you continue to provide public transportation services this fall?	1.00	1.00	1.00	0.00	0.00	8

#	Field	Choice Count
1	Yes	100.00% 8
2	No	0.00% 0

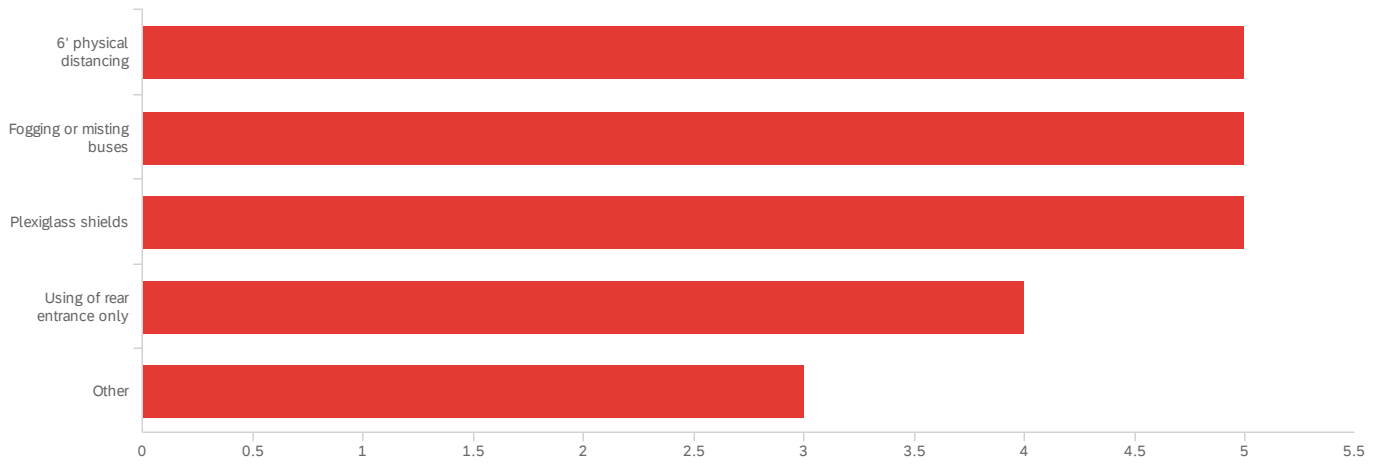
8

Showing rows 1 - 3 of 3

Q6 - What is your expected usage for public transportation this fall?

#	Field	Minimum	Maximum	Mean	Std Deviation	Variance	Count
1	Use in Fall 2020 vs historical averages	35.00	98.00	66.13	19.48	379.36	8

Q7 - Disinfecting strategy for the buses and/or shared scooters/bikes



#	Field	Choice Count
1	6' physical distancing	22.73% 5
2	Fogging or misting buses	22.73% 5
3	Plexiglass shields	22.73% 5
4	Using of rear entrance only	18.18% 4
5	Other	13.64% 3
		22

Showing rows 1 - 6 of 6

Q8 - What other strategies are you using for disinfecting your public transit options?

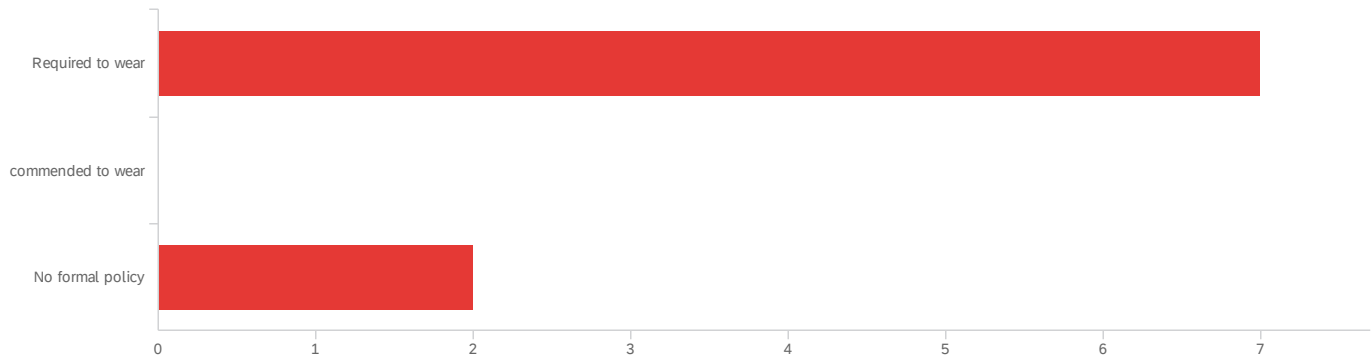
What other strategies are you using for disinfecting your public transit op...

Wiping down daily; when ridership increases enter front & exit rear; physical distancing will reduce to every other seat when ridership increases

Providing sanitizing wipes for passengers

No decision yet

Q9 - What is your face covering policy on public transit?

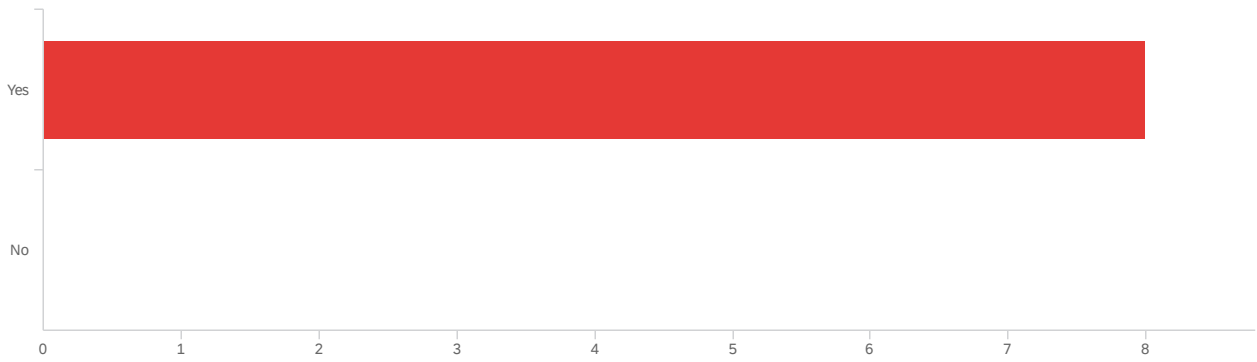


#	Field	Minimum	Maximum	Mean	Std Deviation	Variance	Count
1	What is your face covering policy on public transit?	1.00	3.00	1.44	0.83	0.69	9

#	Field	Choice Count
1	Required to wear	77.78% 7
2	Recommended to wear	0.00% 0
3	No formal policy	22.22% 2
		9

Showing rows 1 - 4 of 4

Q10 - Are buses available to non-university personnel?



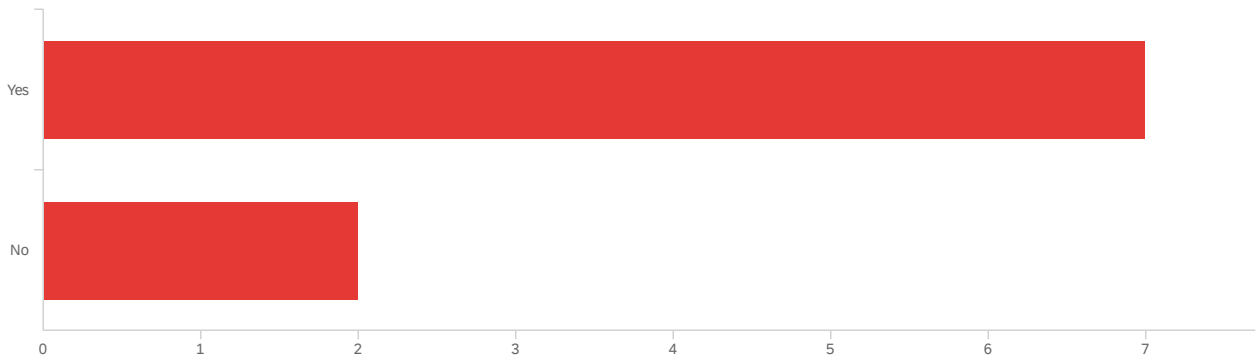
#	Field	Minimum	Maximum	Mean	Std Deviation	Variance	Count
1	Are buses available to non-university personnel?	1.00	1.00	1.00	0.00	0.00	8

#	Field	Choice Count
1	Yes	100.00% 8
2	No	0.00% 0

8

Showing rows 1 - 3 of 3

Q11 - Do you have access to additional buses?



#	Field	Minimum	Maximum	Mean	Std Deviation	Variance	Count
1	Do you have access to additional buses?	1.00	2.00	1.22	0.42	0.17	9

#	Field	Choice Count
1	Yes	77.78% 7
2	No	22.22% 2

9

Showing rows 1 - 3 of 3

Q12 - Where are your additional buses coming from?

Where are your additional buses coming from?

Commercial Carrier

Route realignment & service reductions

Same vendor

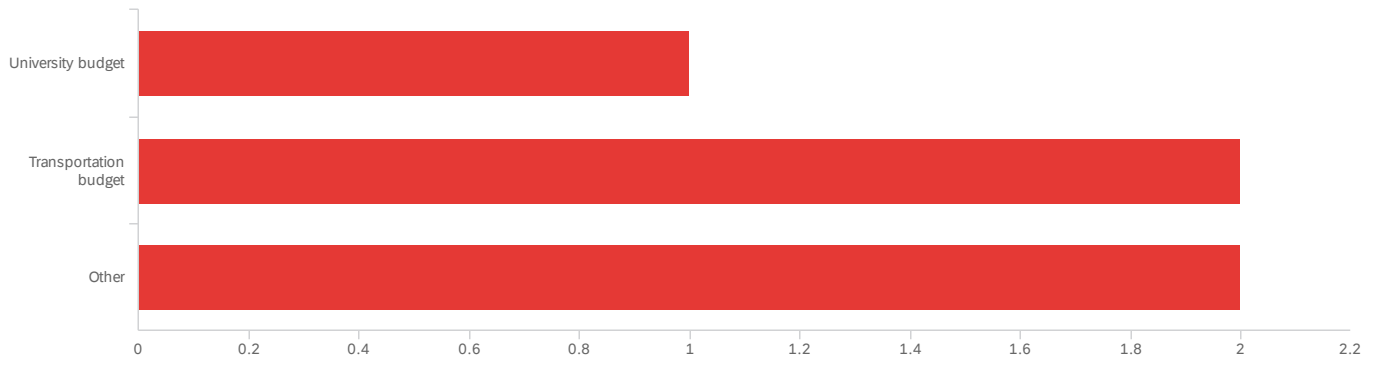
?

If needed, the 3rd party committee will provide

Private bus companies

City

Q13 - What source will fund these additional buses?



#	Field	Choice Count
1	University budget	20.00% 1
2	Transportation budget	40.00% 2
3	Other	40.00% 2
		5

Showing rows 1 - 4 of 4

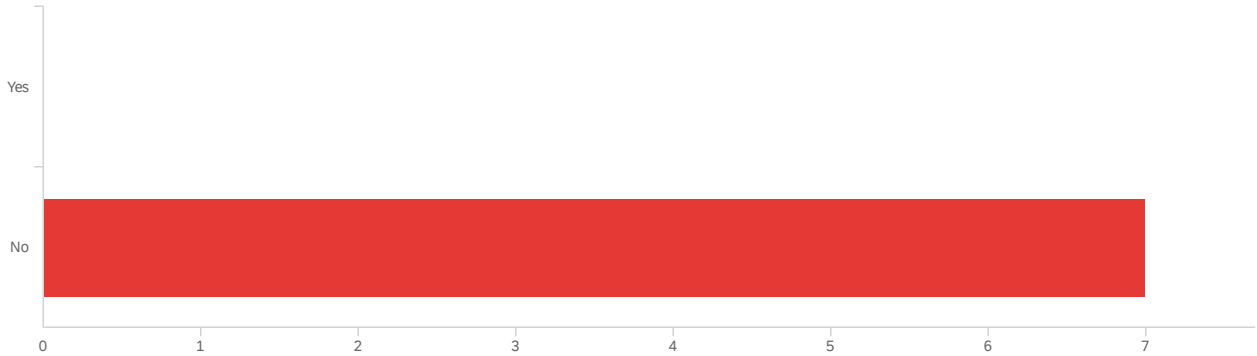
Q14 - What other sources will supply funding for additional buses?

What other sources will supply funding for additional buses?

CARES Act

No additional cost at this time.

Q15 - Is there a plan to provide reduced cost parking permits in the event that fewer people are willing to use public transportation?



#	Field	Minimum	Maximum	Mean	Std Deviation	Variance	Count
1	Is there a plan to provide reduced cost parking permits in the event that fewer people are willing to use public transportation?	2.00	2.00	2.00	0.00	0.00	7

#	Field	Choice Count
1	Yes	0.00% 0
2	No	100.00% 7

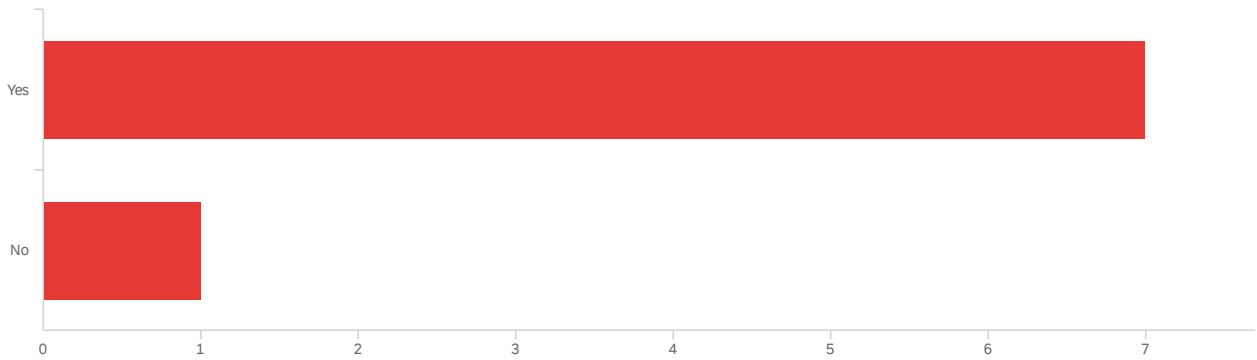
7

Showing rows 1 - 3 of 3

Q16 - Briefly, what does that plan look like?

Briefly, what does that plan look like?

Q17 - Is the public transportation/bus pass included in the student fees?



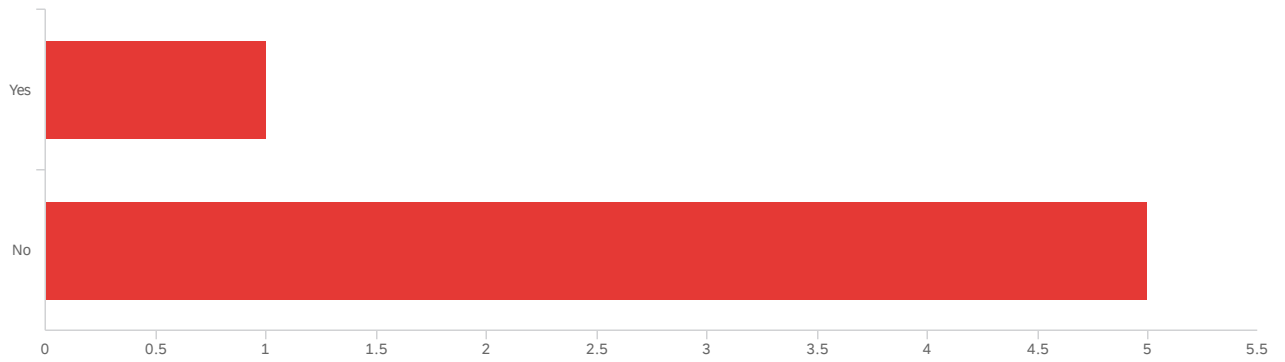
#	Field	Minimum	Maximum	Mean	Std Deviation	Variance	Count
1	Is the public transportation/bus pass included in the student fees?	1.00	2.00	1.13	0.33	0.11	8

#	Field	Choice Count
1	Yes	87.50% 7
2	No	12.50% 1

8

Showing rows 1 - 3 of 3

Q18 - Are you planning on changing this fee?



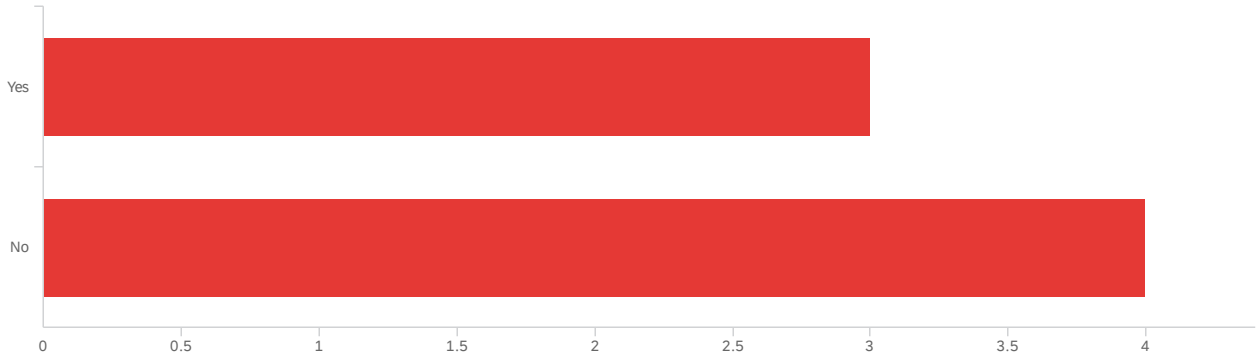
#	Field	Minimum	Maximum	Mean	Std Deviation	Variance	Count
1	Are you planning on changing this fee?	1.00	2.00	1.83	0.37	0.14	6

#	Field	Choice Count
1	Yes	16.67% 1
2	No	83.33% 5

6

Showing rows 1 - 3 of 3

Q19 - Are you planning on sharing facilities staff vehicles where two or more staff would be in a car together?



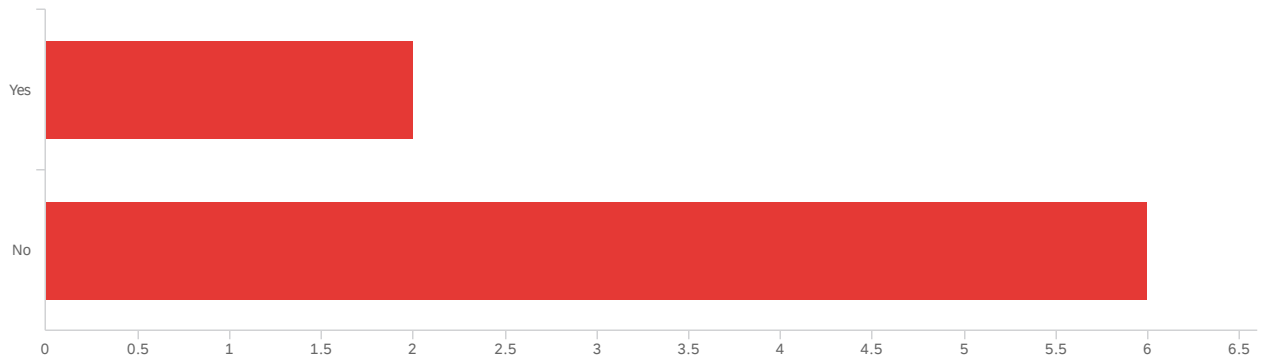
#	Field	Minimum	Maximum	Mean	Std Deviation	Variance	Count
1	Are you planning on sharing facilities staff vehicles where two or more staff would be in a car together?	1.00	2.00	1.57	0.49	0.24	7

#	Field	Choice Count
1	Yes	42.86% 3
2	No	57.14% 4

7

Showing rows 1 - 3 of 3

Q20 - If you're not sharing, are you planning on acquiring additional vehicles?



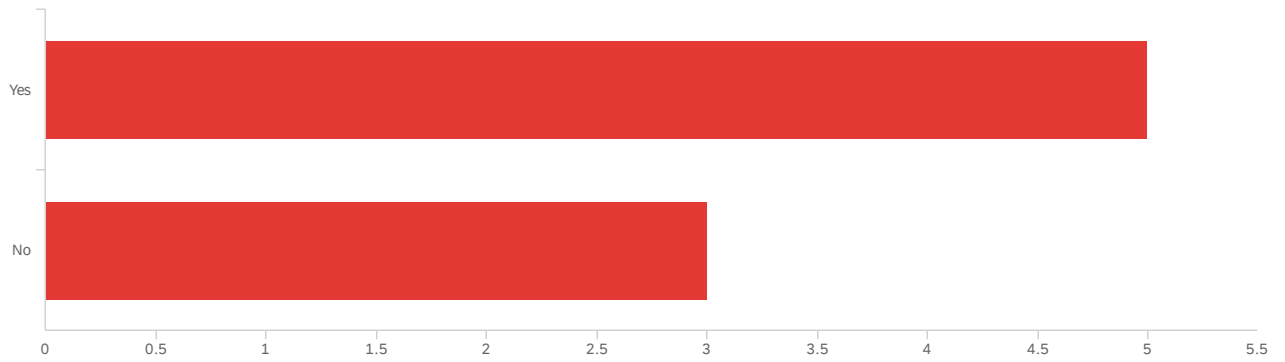
#	Field	Minimum	Maximum	Mean	Std Deviation	Variance	Count
1	If you're not sharing, are you planning on acquiring additional vehicles?	1.00	2.00	1.75	0.43	0.19	8

#	Field	Choice Count
1	Yes	25.00% 2
2	No	75.00% 6

8

Showing rows 1 - 3 of 3

Q21 - Are you adjusting the strategy around shared bikes/scooters/etc. around campus?



#	Field	Minimum	Maximum	Mean	Std Deviation	Variance	Count
1	Are you adjusting the strategy around shared bikes/scooters/etc. around campus?	1.00	2.00	1.38	0.48	0.23	8

#	Field	Choice Count
1	Yes	62.50% 5
2	No	37.50% 3
		8

Showing rows 1 - 3 of 3

Q22 - How are you planning to implement this policy?

How are you planning to implement this policy?

Work with provider

Install hand sanitizers at all bike and scooter docking stations

Increasing the number of scooters and bike rentals in the event students do not want to ride buses.

additional bike commuting being encouraged

Still under discussion

Q24 - Do you have any best practices pertaining to your public transportation you would like to share with the Big Ten group?

Do you have any best practices pertaining to your public transportation you...

no

We are going to do proactive communications so that all students understand what we are trying to accomplish with social distancing and remaining safe on campus

Realigning resources to decrease headways on key routes and to decrease passenger per bus p/hr.

Not a best practice, but sharing class times and potential in-person quantities with the busing vendor to try and identify peaks, route capacity needs, and then adjust once the semester kicks off to adjust to capacity needs.

Couldn't answer some of the questions, because discussions are still underway

Q23 - Do you have any other questions/topics you would like to ask the Big Ten group?

Do you have any other questions/topics you would like to ask the Big Ten gr...

Not yet

If you plan on enforcing social distancing on the bus, how do you plan to do that and how many people will you allow on your buses.

Ohio State is always interested in other group(s) practices

What was their average headway time pre-COVID19, what will it be this fall?

If masks are being required with passengers on public transportation, is your University or transportation authority continuing to require 6' physical distancing on the bus?

End of Report