

301: Risk Management 2

Energy and Utilities
APPA Institute for Facilities Management

Jeff Zumwalt
Steve Kraal



1

Credit(s) earned on completion of this course will be reported to American Institute of Architects (AIA) Continuing Education Session (CES) for AIA members.

Certificates of Completion for both AIA members and non-AIA members are available upon request.

This course is registered with AIA CES for continuing professional education. As such, it does not include content that may be deemed or construed to be an approval or endorsement by the AIA of any material of construction or any method or manner of handling, using, distributing, or dealing in any material or product.

Questions related to specific materials, methods, and services will be addressed at the conclusion of this presentation.



2

Managing Risk – Activities

1. Identify risky activities
2. Determine failure modes
3. Use risk matrix to prioritize
4. Develop solutions for high risks
5. Mitigate high risks - if possible
6. Communicate high risks that can't be mitigated



3

3

Activity – Hospital Helipad



4

4

[Risk Assessment]

Types of Risk - PEAR

- People
- Environment
- Assets
- Reputation



5

5

[What are the risks?]

- People
- Environment
- Assets
- Reputation

1 - 2 - 4 - All

- a. Individual – 1 minute
- b. Pair Up – 2 minutes
- c. Table – 4 minutes
- d. All – 5 minutes



6

[Risk Assessment]

Impact Factors:

- Permanence
- Financial
- Reputation
- Cascading

Rank (0 -10)

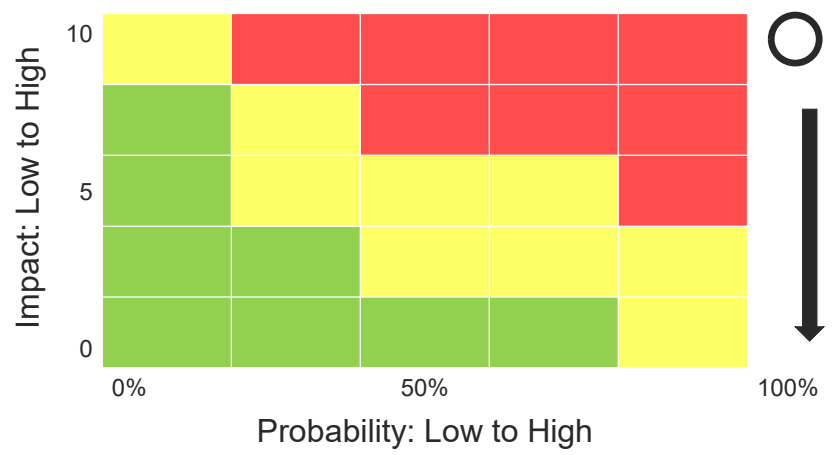
Probability Factors:

- Location
- Experience
- Knowledge
- Condition

Rank (0% - 100%)



[Risk Matrix]



[What went wrong in 2014]



9

9

[Helicopter Crashed on Hospital]



10

Managing Risk – Processes

1. Identify your most critical processes
2. Determine failure modes
3. Use risk matrix to prioritize
4. Develop solutions for high risks
5. Mitigate high risks - if possible
6. Communicate high risks that can't be mitigated



11

11

Process – Heating the Campus



12

12

How can the process be interrupted?

- Deliver fuel to the boiler
- Burn fuel to make steam
- Distribute steam to buildings
- Return hot water to boiler

1 - 2 - 4 - All

- a. Individual – 1 minute
- b. Pair Up – 2 minutes
- c. Table – 4 minutes
- d. All – 5 minutes



13

Risk Assessment

Impact Factors:

- Permanence
- Financial
- Reputation
- Cascading

Rank (0 -10)

Probability Factors:

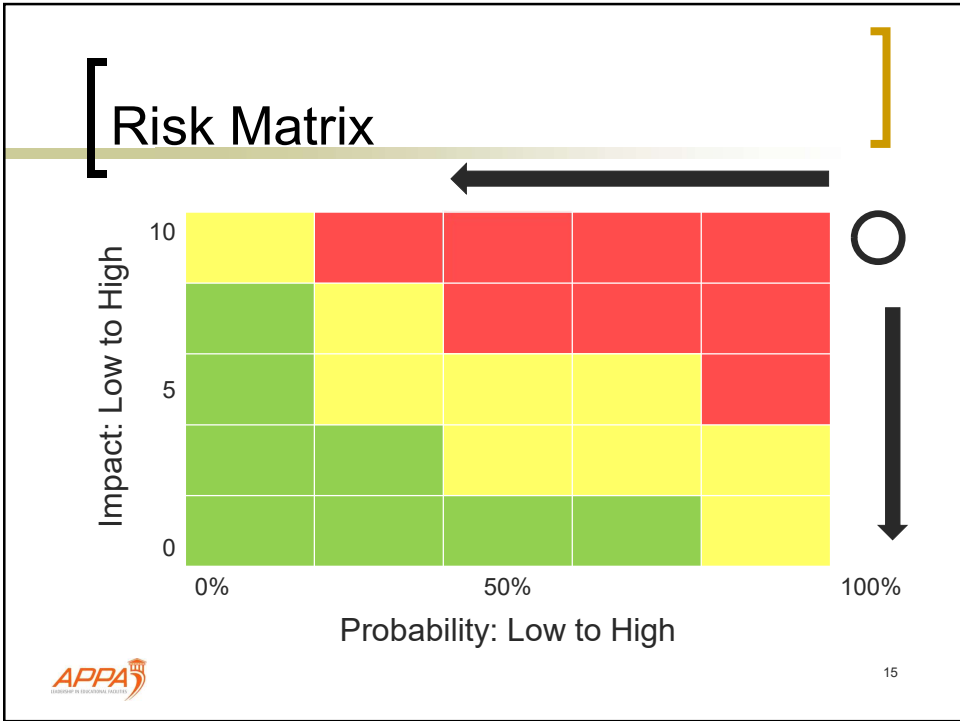
- Location
- Experience
- Knowledge
- Condition

Rank (0% - 100%)



14

14



15

What went wrong in 2011

SANTA FE + NEW MEXICAN

66° | E-EDITION | APP | ARCHIVE | ADVERTISE | SUBSCRIPTIONS | CALENDAR | NEWS TIPS | CONTACT | HELP

Lessons learned in aftermath of natural-gas crisis

New Mexico Gas officials look for answers to avoid similar crisis in future

Staci Matlock The New Mexican Feb 13, 2011

Tracking the natural-gas outage


APPA

16

Questions, Comments, Observations?

- Sign-in Sheet & Evaluations

<https://www.appa.org/Research/CFaR/tls.cfm>



17

THIS CONCLUDES THE
AMERICAN INSTITUTE OF
ARCHITECTS CONTINUING
EDUCATION SYSTEMS
COURSE



AIA
Continuing
Education
Provider

18